








Dimension Parmeters	
L * W * H (mm)	3381*1685*1721
Wheel Base (mm)	2110
Curb Weight (kg)	1006
Body Structure	3-Door 4-Seat SUV
Battery, Motor And Electric Control System	
Traction Battery Type	Lithium Iron Phosphate Battery
Traction Battery Capacity (kW·h)	28.1
DrivingRange (km)	303
Drive Motor Type	Permanent Magnet Synchronous
Maximum Power of Drive Motor (kW)	50
Maximum Torque (N·m)	140
Maximum Speed (km/h)	100
AC Charging Power (kW)	3.3
"AC Charging Time (hour) (SOC %100~%20 at normal temperature, AC charging pile)"	8.5
DC Fast Charging	■
Fast Charging Time (min) (SOC %80-%30 at normal temperature)	35
Energy Recovery	■
Intelligent Charging of Low-Voltage Battery	■
Battery Heating and Intelligent Thermal Insulation	■
Chassis System	
Suspension System	Front McPherson Independent Suspension Rear Three-Link Integral Axle Suspension
Driving Type	Rear-Engine Rear-Drive
Steering Type	Electric Power Steering (EPS)
Brake Type	Front-Disc and Rear-Disc
Parking Brake Type	Electronic Parking Brake (EPB)
Tire Specifications	60/195/R15
Rim Material	Fine Turning of Aluminum Wheel
Safety Features	
Electronic Stability Control (ESC) System	■
Anti-Lock Braking System & Electronic Brakeforce Distribution (ABS+EBD)	■
AUTO HOLD Automatic Parking	■
Hill Assist Control Function	■
Creeping	■
Reversing Image	■
Front Radar	■
Reversing Radar	■
Automatic Locking in Running	■
Automatic Unlocking Upon Collision	■
Driver Airbag	■
Front Passenger Airbag	■
Rear ISOFIX Child Safety Seat Interface	■ (2 Nos.)
Driver and Front Passenger Seat Belt Unfastened Voice Alarm Prompt	■
Low-Speed Pedestrian Warning System	■
Tire Pressure Display	■
Exterior Color	
Body Color	    
Interior Trim Color	Beige and Black, Black and Green

Unique Square Box Appearance	
High and Low Beam	■ LED
Daytime Running Lamp	■ LED
Track Rear Tail Lights	■ LED
Rear Fog Lamp	■ LED
High-Mounted Brake Lamp	■ LED
Automatic Headlamp	■
Refrigerator Side-Opening Tailgate (with storage compartment)	■
Roof Rack	■
Joy Box Play Cockpit	
Including Advanced Matte Leather Interior Trim	■
Ultra-Large Narrow Side 10.25 Inch Dual Screen	■
Multi-Function Steering Wheel	■
Height Adjustment of Steering Wheel	■
Steering Wheel Leather Coating	■
Seat Fabric	■ Leather
Driver Seat Adjustment	■ Electric 6-Way
Front Passenger Seat Adjustment	■ Manual 4-Way + Manual One-Button Access
Independent Headrest of Driver and Front Passenger Seats	■
Rear Seats	■ 50/50 Split, Separate Laying Down
Cooling and Heating A/C	■ Automatic A/C
A/C Filter Element	■ PM2.5 Filter Element
Frameless Wiper	■
Automatic Wiper	■
Outside Rearview Mirror	■ Power Adjustment + Heating
Rear Windshield Heating and Defrosting	■
Comfort And Convenience	
Cruise Control	■
Remote Key + Central Lock	■
Keyless Entry + Non-Inductive Start	■
Knob-Type Electronic Gearshift Mechanism	■
Driving Mode	■ Economic/Standard/Sport
Button Lifting of All Windows	■
Reading Lamp	■ LED
Driver Sunvisor	■ With Vanity Mirror
Front Passenger Sunvisor	■
Interior Rearview Mirror With Dashcam Interface	■
12V On-Board Power Supply	■
Central Cup Holder	■
Glove Box	■
Hook	■
USB (including power interface)	■
Loudspeaker	■
Vehicle accessories	
Charging Plug Warning Triangle and Towing Hook	

- Notes: The meanings of the symbol "■" in the table is for equipped

- The data is for reference only, and the actual vehicle shall prevail.
SAIC GM Wuling Automobile Co., Ltd. has the right to change
the parameters and configuration without notice.