







## 'YEP' SPECIFICATIONS & CONFIGURATIONS



| Dimension Parmeters  |   |
|--|---|
| L * W * H (mm)   | 3381*1685*1721  |
| Wheel base (mm)  | 2110  |
| Curb weight (kg)   | 1006  |
| Body structure   | 3-door 4-seat SUV   |
| Battery, Motor And Electric Control System   |   |
| Traction battery type  | Lithium iron phosphate battery  |
| Traction battery capacity (kW·h)   | 28.1  |
| Driving range (km)   | 303   |
| Drive motor type   | Permanent magnet synchronous  |
| Maximum power of drive motor (kW)  | 50  |
| Maximum torque (N·m)   | 140   |
| Maximum speed (km/h)   | 100   |
| AC charging power (kW)   | 3.3   |
| "AC charging time (hour)<br>(SOC %100~%20 at normal<br>temperature, AC charging pile)" | 8.5   |
| DC fast charging   | ■   |
| Fast charging time (min)<br>(SOC %80-%30 at normal temperature)                        | 35  |
| Energy recovery  | ■   |
| Intelligent charging of<br>low-voltage battery   | ■   |
| Battery heating and intelligent<br>thermal insulation                                  | ■   |
| Chassis System   |   |
| Suspension system  | Front McPherson independent suspension<br>rear three-link integral axle suspension  |
| Driving type   | Rear-engine rear-drive  |
| Steering type  | Electric power steering (EPS)   |
| Brake type   | Front-disc and rear-disc  |
| Parking brake type   | Electronic parking brake (EPB)  |
| Tire specifications  | 60/195/R15  |
| Rim material   | Fine turning of aluminum wheel  |
| Safety Features  |   |
| Electronic stability control (ESC) system  | ■   |
| Anti-lock braking system & Electronic<br>brakeforce distribution (ABS+EBD)             | ■   |
| AUTO HOLD automatic parking  | ■   |
| Hill assist control function   | ■   |
| Creeping   | ■   |
| Reversing image  | ■   |
| Front radar  | ■   |
| Reversing radar  | ■   |
| Automatic locking in running   | ■   |
| Automatic unlocking upon collision   | ■   |
| Driver airbag  | ■   |
| Front passenger airbag   | ■   |
| Rear ISOFIX child safety seat interface  | ■ (2 Nos.)  |
| Driver and front passenger seat belt<br>unfastened voice alarm prompt                  | ■   |
| Low-speed pedestrian warning system  | ■   |
| Tire pressure display  | ■   |
| Exterior Color   |   |
| Body color   |       |
| Interior trim color  | Beige and Black, Black and Green  |

| Unique Square Box Appearance                                     |  |
|--|--|
| High and low beam  | ■ LED  |
| Daytime running lamp   | ■ LED  |
| Track rear tail lights   | ■ LED  |
| Rear fog lamp  | ■ LED  |
| High-mounted brake lamp  | ■ LED  |
| Automatic headlamp   | ■  |
| Refrigerator side-opening tailgate<br>(with storage compartment) | ■  |
| Roof rack  | ■  |
| Joy Box Play Cockpit   |  |
| Including advanced matte<br>leather interior trim                | ■  |
| Ultra-large narrow side<br>10.25 inch dual screen                | ■  |
| Multi-function steering wheel                                    | ■  |
| Height adjustment of steering wheel                              | ■  |
| Steering wheel leather coating                                   | ■  |
| Seat fabric  | ■ Leather                                    |
| Driver seat adjustment   | ■ Electric 6-way                             |
| Front passenger seat adjustment                                  | ■ Manual 4-way<br>+ manual one-button access |
| Independent headrest of driver<br>and front passenger seats      | ■  |
| Rear seats   | ■ 50/50 split, separate laying down          |
| Cooling and heating A/C  | ■ Automatic A/C                              |
| A/C filter element   | ■ PM2.5 filter element                       |
| Frameless wiper  | ■  |
| Automatic wiper  | ■  |
| Outside rearview mirror  | ■ Power adjustment + heating                 |
| Rear windshield heating and defrosting                           | ■  |
| Comfort And Convenience  |  |
| Cruise control   | ■  |
| Remote key + central lock  | ■  |
| Keyless entry + non-inductive start                              | ■  |
| Knob-type electronic<br>gearshift mechanism                      | ■  |
| Driving mode   | ■ Economic/standard/sport                    |
| One-button lifting of all windows                                | ■  |
| Reading lamp   | ■ LED  |
| Driver sunvisor  | ■ With vanity mirror                         |
| Front passenger sunvisor   | ■  |
| Interior rearview mirror with<br>dashcam interface               | ■  |
| 12V on-board power supply  | ■  |
| Central cup holder   | ■  |
| Glove box  | ■  |
| Hook   | ■  |
| USB (including power interface)                                  | ■  |
| Loudspeaker  | ■  |
| Vehicle accessories  |  |
| Charging plug warning triangle and towing hook                   |  |

- Notes: The meanings of the symbol "■" in the table is for equipped

- The data is for reference only, and the actual vehicle shall prevail.  
SAIC GM Wuling Automobile Co., Ltd. has the right to change  
the parameters and configuration without notice.